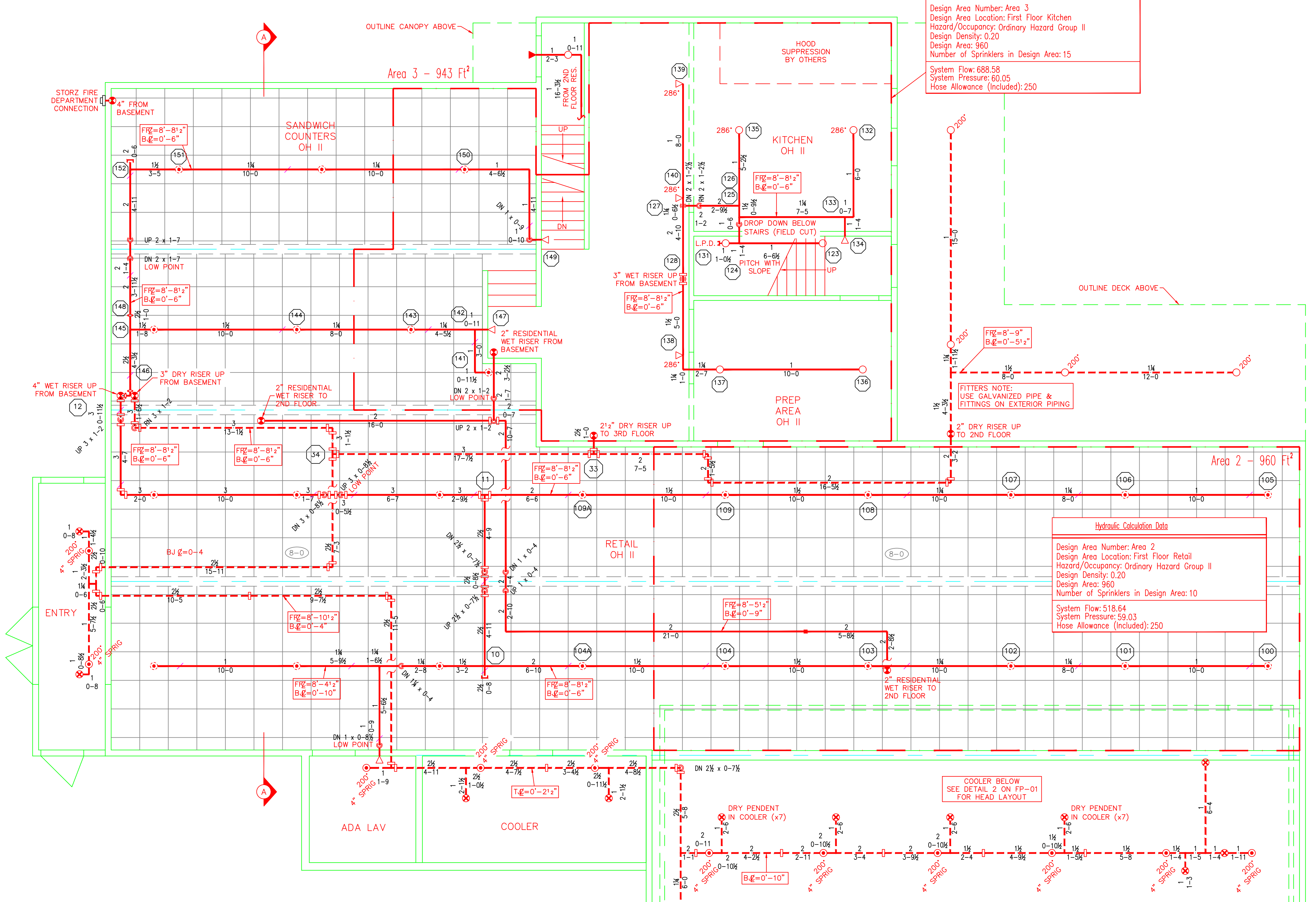
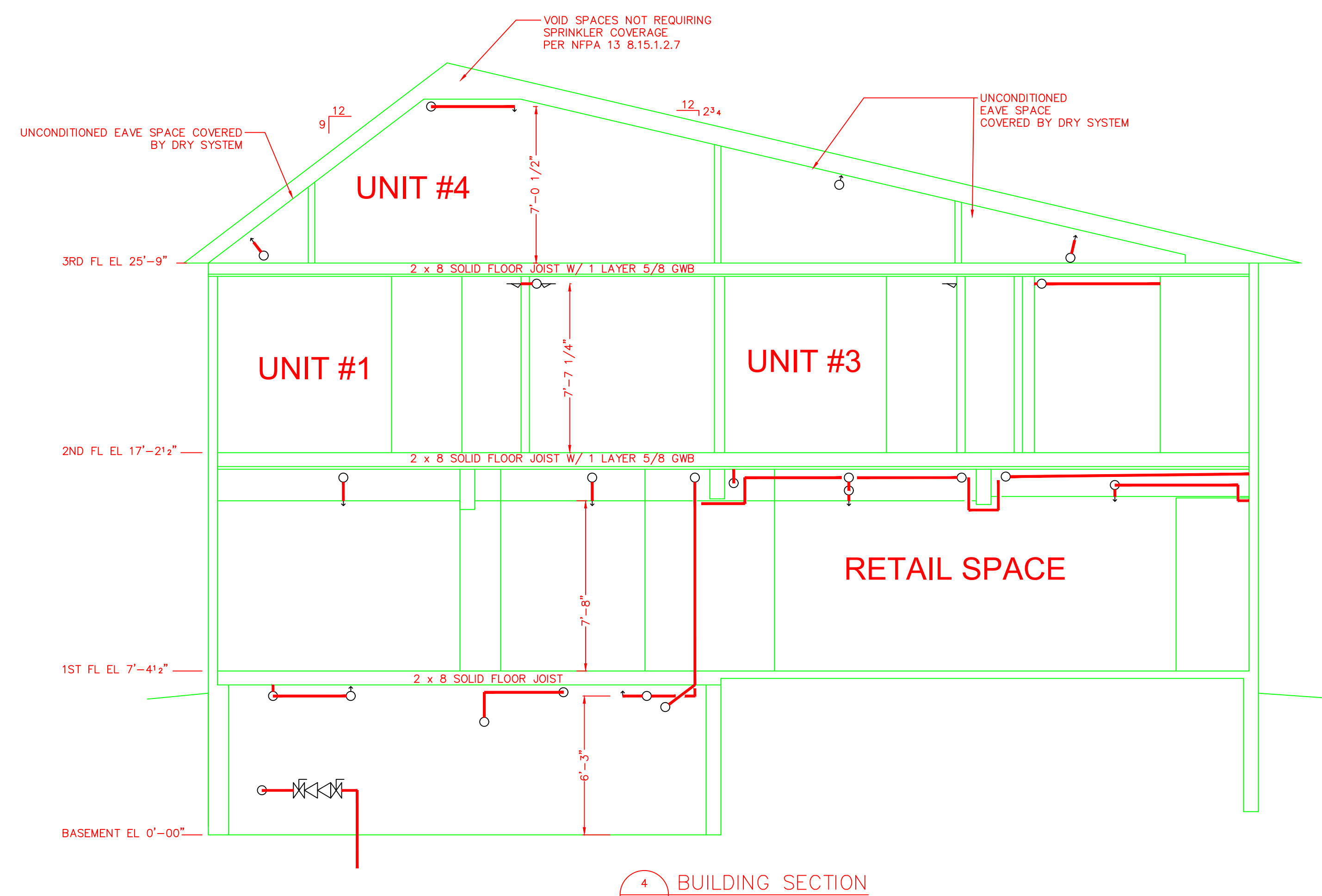


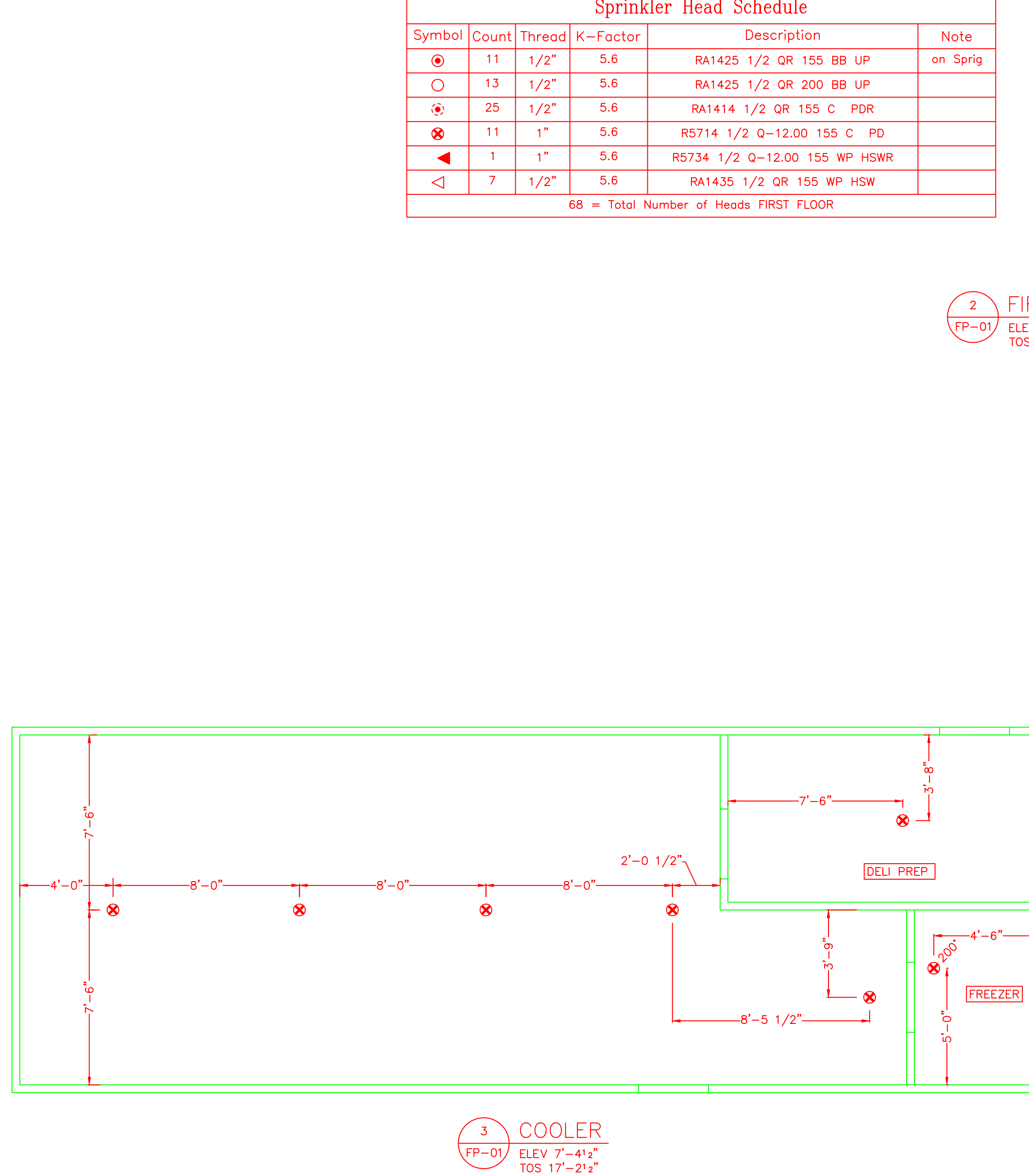
Symbol	Count	Thread	K-Factor	Description	Note
⊙	6	1/2"	5.6	RA1425 1/2 QR 155 BB UP	on Sprng
○	9	1/2"	5.6	RA1425 1/2 QR 155 BB UP	
⊙	1	1/2"	5.6	RA1414 1/2 QR 155 WP PD	
16 = Total Number of Heads BASEMENT					



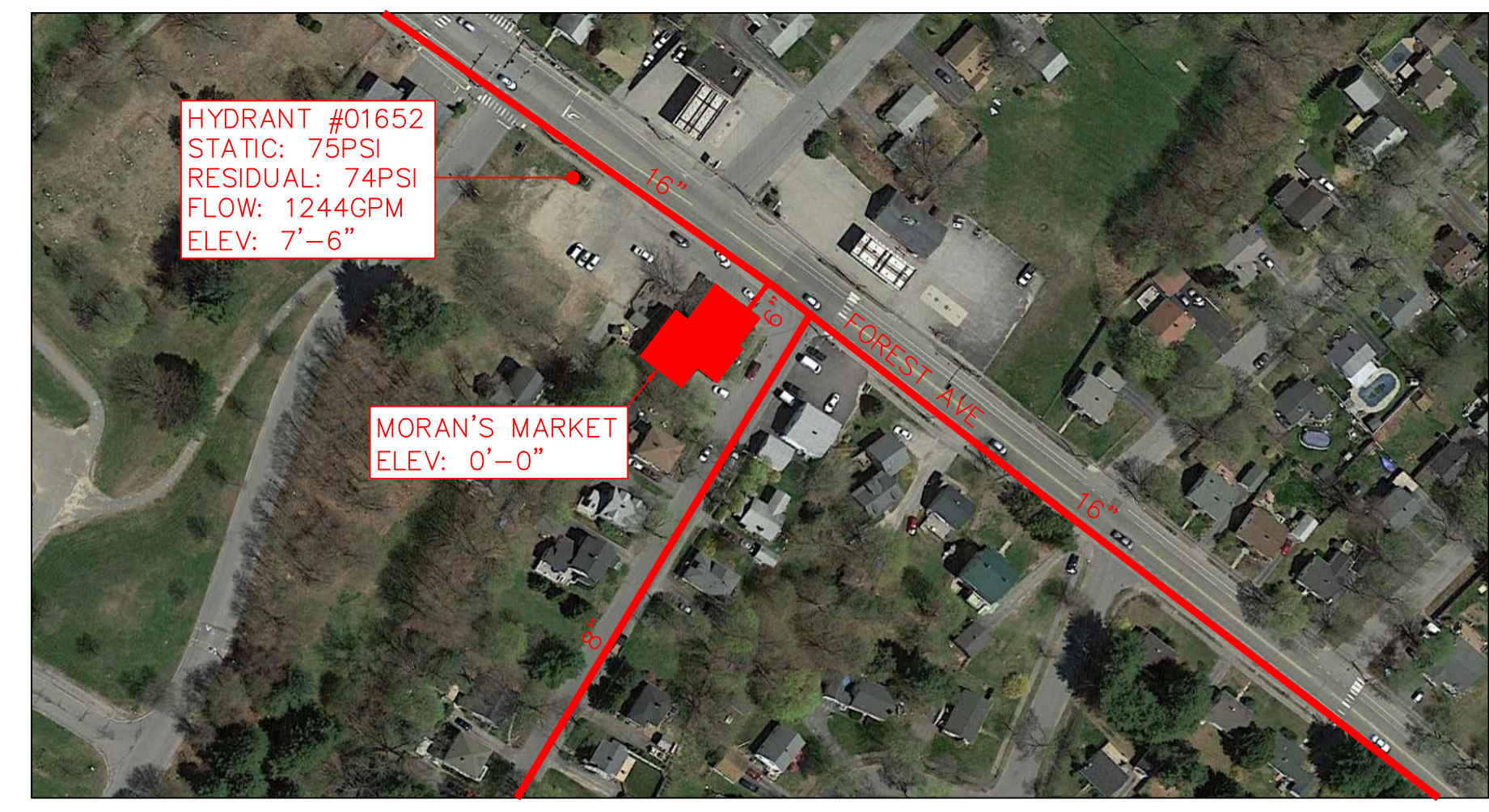
Symbol	Count	Thread	K-Factor	Description	Note
⊙	11	1/2"	5.6	RA1425 1/2 QR 155 BB UP	on Sprng
○	13	1/2"	5.6	RA1425 1/2 QR 200 BB UP	
⊙	25	1/2"	5.6	RA1414 1/2 QR 155 C PDR	
⊙	11	1"	5.6	RS714 1/2 Q-12.00 155 C PD	
◀	1	1"	5.6	RS234 1/2 Q-12.00 155 WP HSWR	
◁	7	1/2"	5.6	RA1435 1/2 QR 155 WP HSW	
68 = Total Number of Heads FIRST FLOOR					



4 BUILDING SECTION A-A



3 COOLER FP-01 ELEV 7'-4 1/2" TOS 17'-2 1/2"



SITE PLAN NOT TO SCALE

- LEGEND:**
- ⊙ UPRIGHT SPRINKLER ON A 1" SPRING
 - ⊙ RECESSED PENDENT SPRINKLER ON A 1" DROP
 - ◁ HORIZONTAL SIDEWALL SPRINKLER
 - ↑ RISE OR DROP
 - GROOVED FLEXIBLE COUPLING
 - ⊙ HYDRAULIC REFERENCE POINT
 - HANGER

SYSTEM CLASSIFICATION

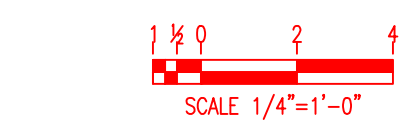
A WET AUTOMATIC SPRINKLER ZONE FOR RETAIL SPACES.
 A WET AUTOMATIC SPRINKLER ZONE FOR RESIDENTIAL SPACES.
 A DRY AUTOMATIC SPRINKLER ZONE FOR EXTERIOR & COLD SPACES.
 ALL WORK TO MEET NFPA 13 2016, STATE OF MAINE, AND CITY OF PORTLAND CODES.

GENERAL NOTES

ALL DIMENSIONS ARE CENTER TO CENTER U/N
 ALL PIPE 2" AND SMALLER TO BE SCH.40 BLACK STEEL U/N
 ALL PIPE 2 1/2" AND LARGER TO BE SCH.10 BLACK STEEL U/N
 ALL GROOVED FITTINGS TO BE D.I. BLACK U/N
 ALL SCREWED FITTINGS TO BE STD. WT. C.I. BLACK U/N
 ALL HANGER SPACING AND SIZES TO CONFORM TO NFPA #13.
 ALL NEW HEADS TO BE QUICK RESPONSE.
 NEW 6" D.I.U.G. SUPPLY FROM CITY BY OTHERS.
 ALL NEW HEADS TO BE QUICK RESPONSE.
 NEW 6" D.I.U.G. SUPPLY FROM CITY BY OTHERS.
 SUFFICIENT HEAT TO PREVENT FREEZING OF THE WET PIPE SPRINKLER SYSTEM IS REQUIRED TO BE FURNISHED BY THE BUYER/OWNER.

FF \mathcal{L} = X'-X" FINISHED FLOOR TO PIPE CENTERLINE
 BJ \mathcal{L} = X'-X" BOTTOM OF JOIST TO PIPE CENTERLINE
 C \mathcal{L} = X'-X" CEILING DOWN TO PIPE CENTERLINE

FIRE PROTECTION SUBCONTRACTOR: DEAN & ALLYN, INC.
 STATE OF MAINE CONTRACTOR'S LICENSE NUMBER 242
 EXPIRATION DATE: JUNE 30, 20XX



APPROVED BY: [Signature] DATE: [Blank]
 DRAWN BY: DAN 4/3/17
 CHECKED BY: DAN 6/2/17
 AT DEAN & ALLYN, INC.
 SCALE: 1/4"=1'-0" U/N
 SHEET NO. 1 OF 2

DANA A. STEWART PROJECT # - 4064544	DRAWING TITLE: BASEMENT & FIRST FLOOR FIRE PROTECTION LAYOUT	FP-01
JOB: MORAN'S MARKET RENOVATIONS 1576 FOREST AVENUE PORTLAND, ME 04103	NO. OF SHEETS: 34	NO. OF SHEETS: 34
CONTRACT WITH D&H LLC 72 THYNOS MILLS ROAD, SHAPLEIGH, ME 04076	NO. OF SPRINKLERS: 171	D&H CONTRACT NO: C171418

DEAN & ALLYN, INC.
 FIRE PROTECTION • SPECIAL HAZARD
 116 LEWISTON ROAD, GRAY, MAINE 04039
 (207)657-5646 FAX: (207)657-5647